

What has changed?

All hardwood flush and overlap stair nosings and reducers are updated to the new profiles. Enduracor is unaffected.

Exceptions include the following species: **Acacia, Strand Eucalyptus, Bamboo (All Types)**. These will continue to use current part numbers until a future date.

How to order?

AFI part numbers are broken up into 3 parts. For example, 5639578009, can be shown as follows:

56395 **78** **009**
 Floor ID Length Profile #

Floor ID links the floor to the molding.

Length in inches.

Profile # corresponds with the shape of the molding.

Use the table to the right to find the new part number:
 5639578**709**.

What is new?

We have also added a line of **2MM Flush Square Nose** profiles to expand our nosing looks to fit your customer's needs.

Profile # Cross Reference

| Old Profile # | New Profile # |
|---------------|---------------|
| 004 | 722 |
| 006 | 723 |
| 007 | 707 |
| 009 | 709 |
| 010 | 710 |
| 012 | 712 |
| 016 | 716 |
| 017 | 717 |
| 018 | 707 |
| 019 | 709 |
| 020 | 720 |
| 021 | 721 |
| 022 | 722 |
| 023 | 723 |
| 025 | 749 |
| 026 | 746 |
| 029 | 747 |
| 030 | 744 |
| 035 | 748 |
| 036 | 745 |
| 037 | 737 |
| 038 | 738 |
| 041 | 741 |

| Old Profile # | New Profile # |
|---------------|---------------|
| 042 | 742 |
| 054 | 054 |
| 061 | 761 |
| 068 | 737 |
| 069 | 738 |
| 070 | 720 |
| 071 | 721 |
| 080 | 780 |
| 081 | 781 |
| 090 | 710 |
| 091 | 712 |
| 093 | 717 |
| 096 | 716 |
| 154 | 154 |
| 219 | 713 |
| 222 | 740 |
| 223 | 715 |
| 224 | 708 |
| 225 | 714 |
| 226 | 740 |
| 227 | 715 |
| 228 | 740 |



Profile/Thickness Chart

| Thickness/Style | Flush Stair Nose | Flush Reducer | Flush Square Nose (2MM Radius Edge) | Reducer Overlap | Stair Nose Overlap | Luxury Stair Nose (1 1/16" Nosing) | Luxury Square Nose (1 1/16" Nosing) |
|-----------------|------------------|---------------|-------------------------------------|-----------------|--------------------|------------------------------------|-------------------------------------|
| 1/4 | 723 | 722 | 724 | 747 | 744 | | |
| 3/8 | 709 | 707 | 708 | | | | |
| 7/16 | 742 | 741 | 743 | 748 | 745 | 750 | 714 |
| 1/2 | 712 | 710 | 713 | | | | |
| 9/16 | 721 | 720 | 719 | 749 | 746 | 154 | 740 |
| 5/8 | 738 | 737 | 739 | | | | |
| 11/16 | 781 | 780 | 782 | | | 761 & 54 | 715 |
| 3/4 | 717 | 716 | 718 | | | | |

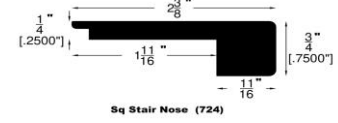
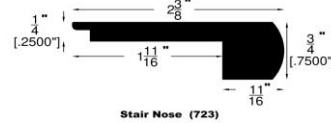
Flush Profile Offering

Reducers

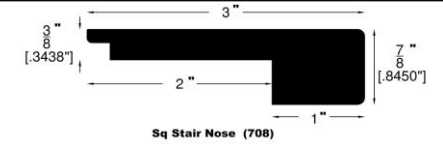
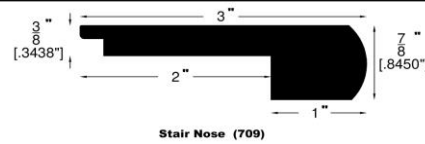
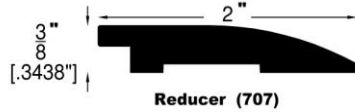
Standard Stair Nosing

Square Stair Nosing

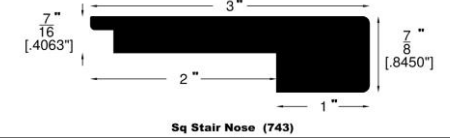
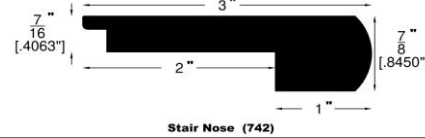
1/4"




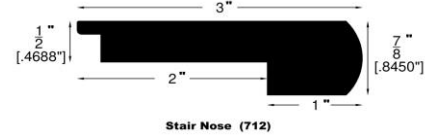
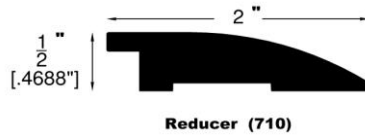
3/8"




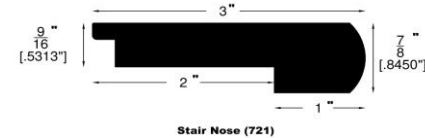
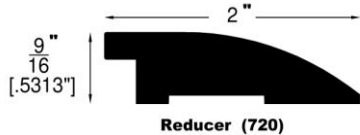
7/16"



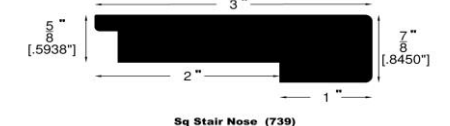

1/2"





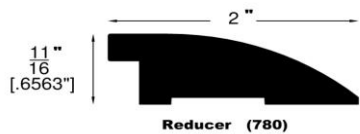
9/16"





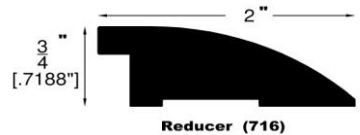
5/8"



11/16"



3/4"



NOTE: Actual molding thickness is 1/32-inch less than listed thickness to allow for slight variations in flooring thicknesses and different installation methods

*Images are not scaled to size

Overlap and Luxury Profile Offering

